November 2026

Penny Pack



This Penny Pack Belongs To

The Pilgrims' Journey of Faith

Long ago, a group of people called the Pilgrims left England because they wanted to worship God in their own way. In 1620, they crossed the ocean on a ship called the Mayflower. The voyage lasted about two months. The ship was crowded, the sea was rough, and the journey was difficult.

When they reached a new land, they faced a cold winter, little food, and sickness. Many became very ill, and some did not survive. Even in these hard times, the Pilgrims prayed, trusted in God, and worked together.

The Lord sustained them—giving them strength, provision, and hope when life was very hard. The Wampanoag people, who already lived in the region, later shared important knowledge that helped the newcomers grow food and live in this unfamiliar place. Their story reminds us of faith, sacrifice, courage, and God's faithfulness to care for His people.

> "Be strong and of a good courage; be not afraid..."
> Joshua 1:9 (KJV)

Think About It!

1. Why did the Pilgrims leave England?

   _____

   _____

2. What were some hardships they faced on the Mayflower and during their first winter?

   _____

   _____

3. How did God show His care for the Pilgrims, and who helped them learn to live in their new home?

   _____

   _____



Grandmare's Thanksgiving Turkey Veggie Tray



Ingredients:

- 1 large cucumber
- 1 bag baby carrots
- 1 red bell pepper
- 1 yellow bell pepper
- 1 head broccoli
- 1 bag snap peas
- 1 cup ranch dip
- 1 small piece of carrot for the beak
- 2 candy eyes (optional)

Directions:

1. Wash all the vegetables.
2. Ask a grown-up to cut the cucumber and bell peppers into slices and strips, and cut the broccoli into small florets.
3. Place the ranch dip in a small bowl near the bottom center of a large round platter.
4. Arrange cucumber slices, carrots, bell peppers, broccoli, and snap peas around the bowl to make colorful turkey feathers.
5. Use red pepper pieces to make the turkey's face. Add a small carrot beak and candy eyes, if you like.
6. Keep the veggie tray chilled until serving. Enjoy!

A fun Thanksgiving snack that little hands can help create!



Can You Find the 10 Hidden Turkeys?



Can you find these 10 turkeys?



How the Indians Taught the Pilgrims to Plant Corn

The Native Americans (Indians) shared their farming knowledge with the Pilgrims and taught them how to grow corn, which helped them survive in their new home.

1 Preparing the Soil

The Indians showed the Pilgrims how to loosen and prepare the soil for planting.



2 Planting the Seeds

They showed the Pilgrims how to plant corn seeds in small hills of soil.



3 The "Three Sisters"

The Indians taught them to plant corn, beans, and squash together. The corn grows tall, the beans climb the stalks, and the squash spreads on the ground to keep weeds down and hold in moisture.



4 Caring for the Crops

They explained how to keep the plants healthy by pulling weeds and watching for pests.



5 Growing and Ripening

With sunshine, rain, and care, the corn grew tall with big cobs of kernels.



6 A Bountiful Harvest

The Pilgrims were thankful for the Indians' wisdom and for the abundant harvest that provided food for the winter.



Did You Know?

The corn, beans, and squash grew well together because they helped each other, just like good neighbors!



Think About It!

What did the Indians teach the Pilgrims?

Why do you think the "Three Sisters" worked so well?

How do you think the Pilgrims felt about the Indians' help?

Help the Pilgrim Family
Find Their Way to the Mayflower



My Thanksgiving Feast

Thanksgiving is a special time to thank God for His many blessings, enjoy a delicious meal, and spend time with family and friends.

My Favorite Thanksgiving Food

Draw a picture of your favorite food from the Thanksgiving meal.



A New Food to Try

Is there a Thanksgiving food you have never tried but would like to taste? Draw a picture and write its name.



Thanksgiving Makes Me Happy!

Write or draw 3 things that make you happy on Thanksgiving.

1.	2.	3.

I Am Thankful For...

Write or draw 3 things you are thankful for at Thanksgiving.

1.	2.	3.

Thanksgiving Words

Use the words in the box to complete the sentences.

turkey	family	feast	thanks
blessings	food	friends	God

1. We gather with _____ for Thanksgiving.
2. We enjoy a delicious _____ together.
3. We often eat _____ at Thanksgiving.
4. Thanksgiving is a time to give _____.
5. We thank _____ for His many blessings.

Think About It!

- What is your favorite part of Thanksgiving?
- Why is it important to say "thank you" to God?
- How can you show kindness to others at Thanksgiving?
- What is one special memory you have from a Thanksgiving meal?



Thanksgiving Math Fun!

Use your math skills to solve the Thanksgiving problems.

Add the Turkey Feathers

Add the numbers and write the sum.



4 + 3 = ☐

5 + 2 = ☐

6 + 3 = ☐

Take Away

Subtract and write the difference.

8 − 3 = ☐

7 − 2 = ☐

9 − 4 = ☐



Count and Compare

Count the pictures. Write >, <, or =,



☐

☐

Making 10

Fill in the missing number to make 10.

6 + ☐ = 10

8 + ☐ = 10

3 + ☐ = 10



Story Problem

Penny picked 5 apples in the orchard.
Then she picked 4 more.
How many apples did she pick in all?



☐ apples

Count by 2s

Fill in the missing numbers.

2	4		8	

Think About It!

- Which math problem was the easiest for you?
- Which math problem was the hardest?
- How do you use math when you help prepare for Thanksgiving?



Get to Know the Mayflower!

The Mayflower was the ship that brought the Pilgrims to a new home in America.



Word Bank

- sails
- mast
- deck
- huil
- bow
- stern

Match and Learn

Out the wastis a the Word bank.
Wirte the correct peet of the Mayflower nect to each number.

1. _____
2. _____
3. _____
4. _____
5. _____
6. _____

Did You Know?

- The Mayflower carried about 100 people.
- The tirp across the ocean todk about 66 days.
- The Pilgrims same to America to worship God fresis.



Answer Key for Grown-Ups 1 Most 2 Sails 3 Stern 4 Deck 5 Bow 6 Hull